



District Report Card: 2017


State: Bihar	District: Munger
Class: 5	Subject: Language
Schools: 53	Students: 1074


Participation/Coverage


Students

<div>GENDER</div> <div></div>	Boys			Girls		
	Number		%	Number		%
	505		47.02	569		52.98

<div>AREA</div> <div></div>	Rural			Urban		
	Number		%	Number		%
	956		89.01	118		10.99

<div>CATEGORY</div> <div></div>	SC		ST		OBC		GEN	
	Number	%	Number	%	Number	%	Number	%
	208	19.37	24	2.23	778	72.44	64	5.96

<div>CWSN</div> <div></div>	LD	VI	HI	S&LD	ID	Oth
	2	2	0	2	1	3

<div>Management</div> <div></div>	Government			Government-aided		
	Number		%	Number		%
	1074		100.00	0		0.00

Average Performance of Students in Language (%)

Overall	Gender		Area		Management		Social Group			
	Male	Female	Rural	Urban	Govt.	Aided	SC	ST	OBC	GEN
56.98	58.02	56.06	56.08	64.29	56.98	0.00	57.37	46.94	57.25	56.25

Performance on Learning Outcomes (LOs)

Learning Outcomes	Description	Average Performance(%)
L504	Reads and comprehends independently storybooks, news items/ headlines, advertisements etc.	52.91
L508	Reads text with comprehension, locates details and sequence of events	59.02

Range of Performance of Students who Answered Correctly							
Below 30%		30% - 50%		50% - 75%		Above 75%	
Number	%	Number	%	Number	%	Number	%
125	11.64	268	24.95	458	42.64	223	20.76

Lowest Performing Learning Outcomes (LOs)

- 1 - Reads and comprehends independently storybooks, news items/ headlines, advertisements etc. (52.91)
- 2 - Reads text with comprehension, locates details and sequence of events (59.02)